

Sam Houston State University Charter School

Month End Financial Report

October 31, 2020

Prepared by: Erika Ancrum, Business Manager



Sam Houston State University Charter School

COLLEGE OF EDUCATION

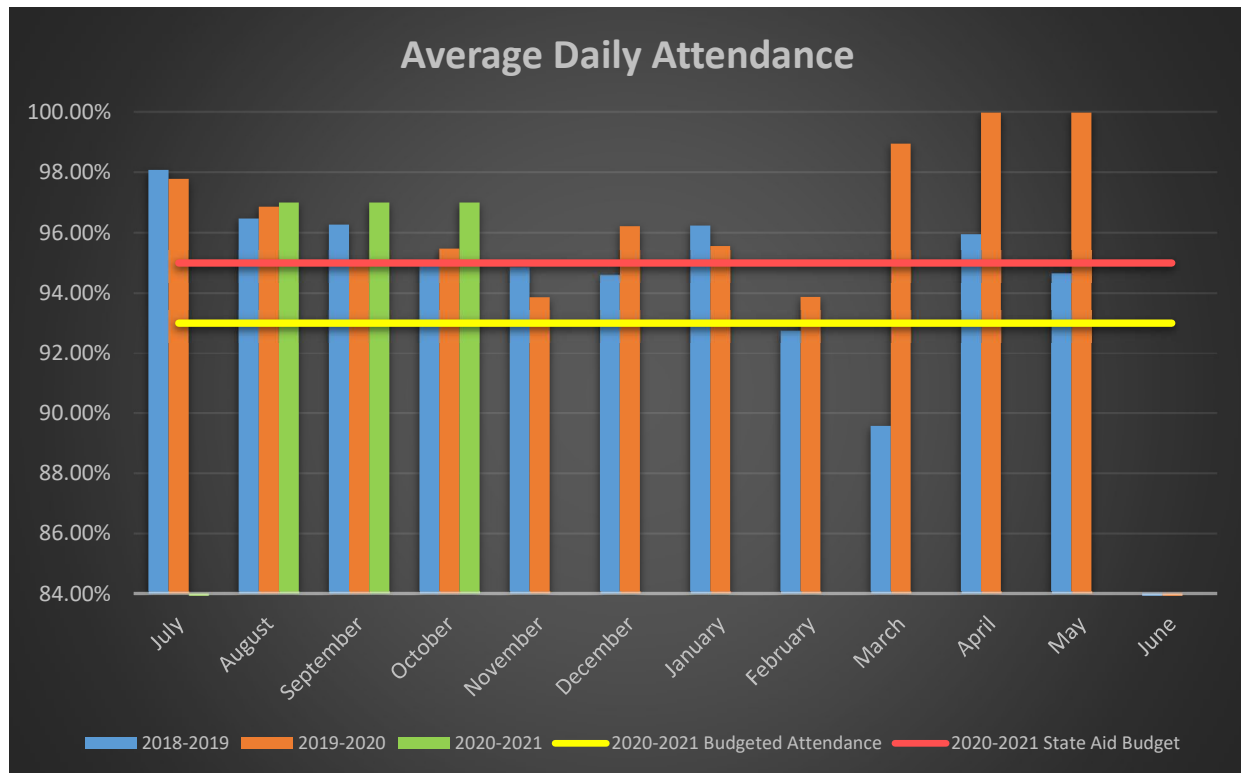
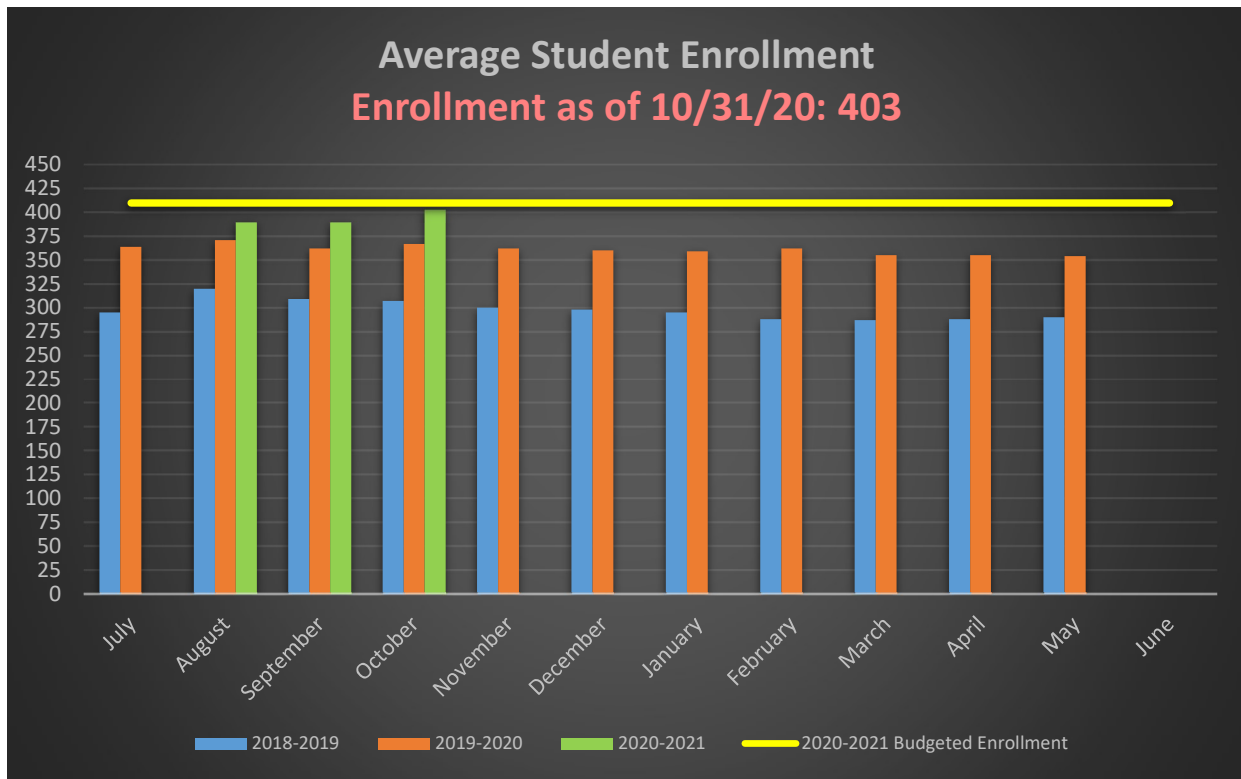
MEMBER THE TEXAS STATE UNIVERSITY SYSTEM

Table of Contents

Page 2	Graphs: Average Student Enrollment and Average Daily Attendance
Page 3	Graphs: Budgeted Revenue vs. Summary of Finances and Administrative Cost Ratio
Page 4	Reports: Financial Trend Analysis and Budget to Actual Progression
Page 5	Report: Year-to-Date Budget to Actual
Page 6	Reports: IDEA-B Maintenance of Effort and Program Intent Allotments
Page 7	Report: Federal Fiscal Status

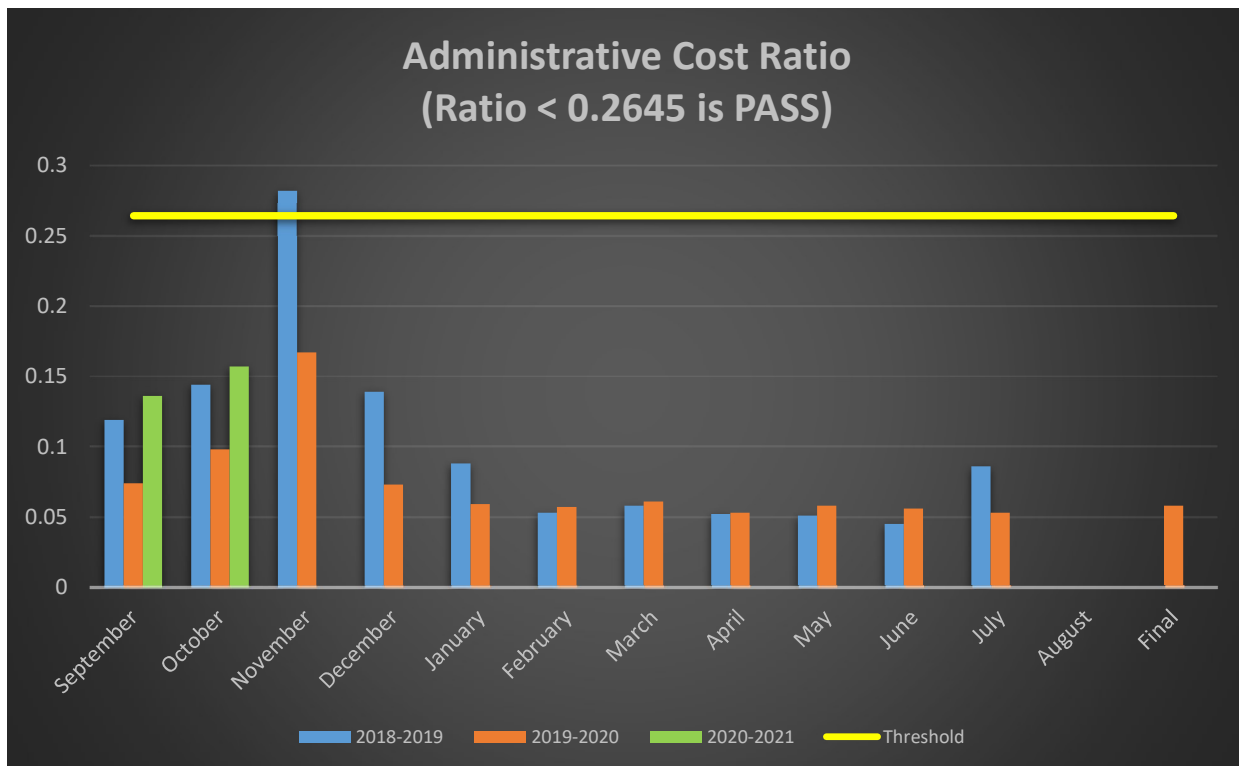
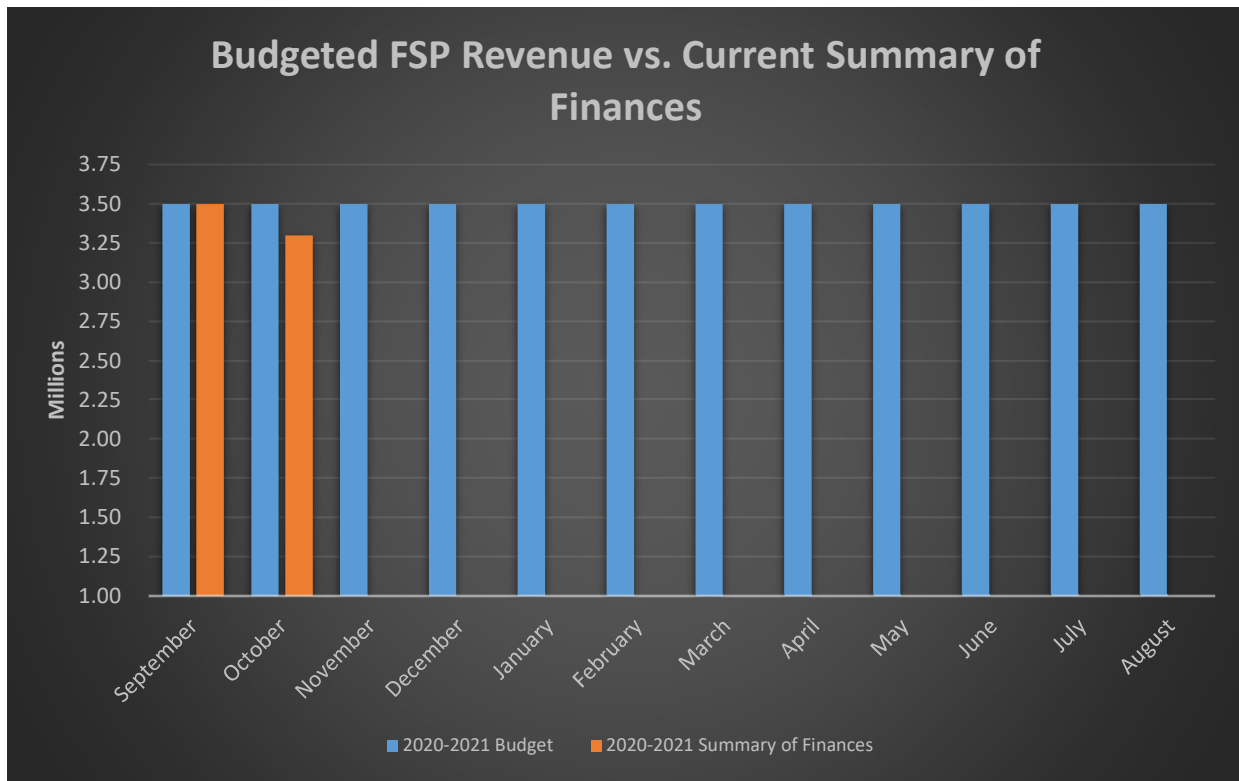
Sam Houston State University Charter School

Average Student Enrollment and Average Daily Attendance



Sam Houston State University Charter School





Budgeted FSP Revenue vs. Current Summary of Finances and Administrative Cost Ratio



**Sam Houston State University Charter School
2020-2021 Financial Trend Analysis**

Month	Jul	Aug	Sep	Oct	Nov	Dec	Jan	Feb	Mar	Apr	May	Jun	Jul	Aug
Percent of Year Complete			8%	17%	25%	33%	42%	50%	58%	67%	75%	83%	92%	100%
Statement of Activities														
Total FSP Revenue YTD			\$ 292,092.00	\$ 585,752.00										
Total ASF Revenue YTD (Instructional Materials)			\$ 5,388.00	\$ 16,295.00										
Total FSP Settle-Up Funds YTD (From FY20)			\$ 37,065.00	\$ 37,065.00										
Total Expenses YTD for FSP and ASF Funds			\$ 300,935.32	\$ 565,953.41										
Statistics														
Total Monthly FSP Revenue			\$ 292,092.00	\$ 293,660.00										
Total Monthly FSP Expenses			\$ 300,935.32	\$ 262,935.30										
Cash Flow (Red if negative; Green if positive)			\$ (8,843.32)	\$ 30,724.70	\$ -	\$ -	\$ -	\$ -	\$ -	\$ -	\$ -	\$ -	\$ -	\$ -
Enrollment and Attendance														
Average Enrollment for the Month (Budget for 410)		390	390	403										
Percent Attendance (Budget for 93%)		0.00%	97.10%	97.10%										
Enrollment - Budget to Actual		(20)	(20)	(7)										
Charter FIRST Indicator														
Indicator #3 - Administrative Cost Ratio (Red if FAIL; Green if PASS)			0.136	0.157										

**Sam Houston State University Charter School
2020-2021 Budget to Actual Progression - Fund 420 (FSP and ASF)**

	<u>3/26/2020</u> <u>Approved</u> <u>Budget</u>	<u>6/25/2020</u> <u>Amended</u> <u>Budget</u>	<u>9/3/2020</u> <u>State Aid</u> <u>Budget</u>	<u>11/10/2020</u> <u>Monthly</u> <u>SOF</u>
Total State Program Revenues	\$ 3,506,054.00	\$ 3,506,054.00	\$ 4,204,530.00	\$ 3,486,688.00
Total Budgeted Expenditures	\$ 2,967,282.00	\$ 2,925,633.00	\$ 2,925,633.00	\$ 2,925,633.00
REVENUE OVER (UNDER) EXPENSES	<u>\$ 538,772.00</u>	<u>\$ 580,421.00</u>	<u>\$ 1,278,897.00</u>	<u>\$ 561,055.00</u>
Repayment of University Loan	\$ 132,250.00	\$ 132,250.00	\$ 132,250.00	\$ 132,250.00
Planned Carryforward (Fund Balance)	\$ 406,522.00	\$ 448,171.00	\$ 1,146,647.00	\$ 428,805.00
				
	Budget adopted in March with three sites	Budget amended due 50% of Dr. Knox salary & (HB 3)	Budget estimate submitted to state for FSP funding (410 at 93%)	Budget estimate based on SOF provided by TEA for September payment

Sam Houston State University Charter School
2019-2020 Year-to-Date Budget to Actual Report - Foundation School Program and Available School Fund Revenue
October 31, 2020 - Fiscal Year is 17% Complete

	<u>Amended Budget</u>	<u>Received and Expended</u>	<u>Balance Remaining</u>	<u>Percent Complete</u>
Revenues				
5700 - Local Revenue		-	-	
5800 - State Program Revenue (FSP and ASF)	\$ 3,506,054.00	\$ 602,047.00	\$ 2,904,007.00	17.17%
Total Revenues	<u>\$ 3,506,054.00</u>	<u>\$ 602,047.00</u>	<u>\$ 2,904,007.00</u>	<u>17.17%</u>
Expenditures				
11 - Instruction	\$ 2,109,350.00	\$ 346,468.98	\$ 1,762,881.02	16.43%
12 - Instructional Resources, Media Services	-		-	-
13 - Curriculum Dev. and Instructional Staff Dev.	\$ 9,500.00	\$ 170.00	\$ 9,330.00	1.79%
21 - Instructional Leadership	-		-	-
23 - School Leadership	\$ 124,475.00	\$ 21,293.84	\$ 103,181.16	17.11%
31 - Guidance, Counseling, Evaluation Services	-		-	-
32 - Social Work Services	-		-	-
33 - Health Services	-		-	-
34 - Student Transportation	-		-	-
35 - Food Services	-		-	-
36 - Extracurricular Activities	-		-	-
41 - General Administration	\$ 218,189.00	\$ 48,639.24	\$ 169,549.76	22.29%
51 - Facilities Maintenance and Operations	\$ 464,119.00	\$ 149,381.35	\$ 314,737.65	32.19%
52 - Security and Monitoring Services	-		-	-
53 - Data Processing Services	-		-	-
61 - Community Services	-		-	-
71 - Debt Services	-		-	-
81 - Fund Raising	-		-	-
Total Expenditures	<u>\$ 2,925,633.00</u>	<u>\$ 565,953.41</u>	<u>\$ 2,359,679.59</u>	
REVENUE OVER (UNDER) EXPENSE	<u>\$ 580,421.00</u>	<u>\$ 36,093.59</u>		
Repayment of University Loan	\$ (132,250.00)			
Planned Carryforward	\$ 448,171.00			

(Red if negative; Green if positive)

Sam Houston State University Charter School														
IDEA-B Maintenance of Effort and Special Program Intent Allotments														
Month	Jul	Aug	Sep	Oct	Nov	Dec	Jan	Feb	Mar	Apr	May	Jun	Jul	Aug
Percent of Year Complete			8%	17%	25%	33%	42%	50%	58%	67%	75%	83%	92%	100%
IDEA-B Maintenance of Effort														
Test 2 - State and Local - Previous Fiscal Year			\$ 153,287.00	\$ 153,287.00	\$ -	\$ -	\$ -	\$ -	\$ -	\$ -	\$ -	\$ -	\$ -	\$ -
Test 2 - Total Expenses YTD - Fund 420, PIC 23			\$ 12,533.06	\$ 32,321.02	\$ -	\$ -	\$ -	\$ -	\$ -	\$ -	\$ -	\$ -	\$ -	\$ -
Maintenance of Effort Percentage - Goal 100%			8.18%	21.09%	#DIV/0!	#DIV/0!	#DIV/0!	#DIV/0!	#DIV/0!	#DIV/0!	#DIV/0!	#DIV/0!	#DIV/0!	#DIV/0!
Special Education Allotment														
23 - Special Education Allotment (55%)			\$ 175,736.00	\$ 159,841.00	\$ -	\$ -	\$ -	\$ -	\$ -	\$ -	\$ -	\$ -	\$ -	\$ -
55% of Allotment			\$ 96,654.80	\$ 87,912.55	\$ -	\$ -	\$ -	\$ -	\$ -	\$ -	\$ -	\$ -	\$ -	\$ -
YTD Total Expenses - Fund 420, PIC 23			\$ 12,533.06	\$ 32,321.02	\$ -	\$ -	\$ -	\$ -	\$ -	\$ -	\$ -	\$ -	\$ -	\$ -
Percent Expended			12.97%	36.76%	#DIV/0!	#DIV/0!	#DIV/0!	#DIV/0!	#DIV/0!	#DIV/0!	#DIV/0!	#DIV/0!	#DIV/0!	#DIV/0!
State Compensatory Education Allotment														
24 - State Comp Ed Allotment (55%)			\$ 117,402.00	\$ 117,402.00	\$ -	\$ -	\$ -	\$ -	\$ -	\$ -	\$ -	\$ -	\$ -	\$ -
55% of Allotment			\$ 64,571.10	\$ 64,571.10	\$ -	\$ -	\$ -	\$ -	\$ -	\$ -	\$ -	\$ -	\$ -	\$ -
YTD Total Expenses - Fund 420, PIC 24			\$ 1,576.04	\$ 9,455.32	\$ -	\$ -	\$ -	\$ -	\$ -	\$ -	\$ -	\$ -	\$ -	\$ -
Percent Expended			2.44%	14.64%	#DIV/0!	#DIV/0!	#DIV/0!	#DIV/0!	#DIV/0!	#DIV/0!	#DIV/0!	#DIV/0!	#DIV/0!	#DIV/0!
Bilingual Education Allotment														
25 - Bilingual Ed Allotment (55%)			\$ 9,999.00	\$ 7,871.00	\$ -	\$ -	\$ -	\$ -	\$ -	\$ -	\$ -	\$ -	\$ -	\$ -
55% of Allotment			\$ 5,499.45	\$ 4,329.05	\$ -	\$ -	\$ -	\$ -	\$ -	\$ -	\$ -	\$ -	\$ -	\$ -
YTD Total Expenses - Fund 420, PIC 25			\$ 1,274.10	\$ 2,753.95	\$ -	\$ -	\$ -	\$ -	\$ -	\$ -	\$ -	\$ -	\$ -	\$ -
Percent Expended			23.17%	63.62%	#DIV/0!	#DIV/0!	#DIV/0!	#DIV/0!	#DIV/0!	#DIV/0!	#DIV/0!	#DIV/0!	#DIV/0!	#DIV/0!
School Safety Allotment														
26 - School Safety Allotment (100%)			\$ 3,673.00	\$ 3,673.00	\$ -	\$ -	\$ -	\$ -	\$ -	\$ -	\$ -	\$ -	\$ -	\$ -
100% of Allotment			\$ 3,673.00	\$ 3,673.00	\$ -	\$ -	\$ -	\$ -	\$ -	\$ -	\$ -	\$ -	\$ -	\$ -
YTD Total Expenses - Fund 420, PIC 26			\$ -	\$ -	\$ -	\$ -	\$ -	\$ -	\$ -	\$ -	\$ -	\$ -	\$ -	\$ -
Percent Expended			0.00%	0.00%	#DIV/0!	#DIV/0!	#DIV/0!	#DIV/0!	0.00%	0.00%	0.00%	0.00%	0.00%	0.00%
Early Education Allotment														
36 - Early Education Allotment (100%)			\$ 37,642.00	\$ 37,642.00	\$ -	\$ -	\$ -	\$ -	\$ -	\$ -	\$ -	\$ -	\$ -	\$ -
100% of Allotment			\$ 37,642.00	\$ 37,642.00	\$ -	\$ -	\$ -	\$ -	\$ -	\$ -	\$ -	\$ -	\$ -	\$ -
YTD Total Expenses - Fund 420, PIC 36			\$ -	\$ 4,579.99	\$ -	\$ -	\$ -	\$ -	\$ -	\$ -	\$ -	\$ -	\$ -	\$ -
Percent Expended			0.00%	12.17%	#DIV/0!	#DIV/0!	#DIV/0!	#DIV/0!	0.00%	0.00%	0.00%	0.00%	0.00%	0.00%
Dyslexia Allotment														
37 - Dyslexia Allotment (100%)			\$ 12,318.00	\$ 12,318.00	\$ -	\$ -	\$ -	\$ -	\$ -	\$ -	\$ -	\$ -	\$ -	\$ -
100% of Allotment			\$ 12,318.00	\$ 12,318.00	\$ -	\$ -	\$ -	\$ -	\$ -	\$ -	\$ -	\$ -	\$ -	\$ -
YTD Total Expenses - Fund 420, PIC 37			\$ 950.00	\$ 950.00	\$ -	\$ -	\$ -	\$ -	\$ -	\$ -	\$ -	\$ -	\$ -	\$ -
Percent Expended			7.71%	7.71%	#DIV/0!	#DIV/0!	#DIV/0!	#DIV/0!	-	#DIV/0!	#DIV/0!	#DIV/0!	#DIV/0!	#DIV/0!
Projected Compliant														
Projected Non-Compliant														
Available School Fund														
YTD Available School Fund Revenue			\$ 5,388.00	\$ 16,295.00	\$ -	\$ -	\$ -	\$ -	\$ -	\$ -	\$ -	\$ -	\$ -	\$ -
FY20 ASF Fund Balance			\$ 91,889.21	\$ 91,889.21	\$ -	\$ -	\$ -	\$ -	\$ -	\$ -	\$ -	\$ -	\$ -	\$ -
Total ASF Revenue Available			\$ 97,277.21	\$ 108,184.21	\$ -	\$ -	\$ -	\$ -	\$ -	\$ -	\$ -	\$ -	\$ -	\$ -
YTD Total Expenses			\$ -	\$ 2,082.76	\$ -	\$ -	\$ -	\$ -	\$ -	\$ -	\$ -	\$ -	\$ -	\$ -
Percent Expended			0.00%	1.93%	#DIV/0!	#DIV/0!	#DIV/0!	#DIV/0!	#DIV/0!	#DIV/0!	#DIV/0!	#DIV/0!	#DIV/0!	#DIV/0!
Gifted and Talented*														
21 - Gifted and Talented			\$ -	\$ -	\$ -	\$ -	\$ -	\$ -	\$ -	\$ -	\$ -	\$ -	\$ -	\$ -
Previous Year Expenses			\$ 828.00	\$ 828.00	\$ 828.00	\$ 828.00	\$ 828.00	\$ 828.00	\$ 828.00	\$ 828.00	\$ 828.00	\$ 828.00	\$ 828.00	\$ 828.00
YTD Total Expenses - Fund 420, PIC 21			\$ 252.00	\$ 831.00	\$ -	\$ -	\$ -	\$ -	\$ -	\$ -	\$ -	\$ -	\$ -	\$ -
Percent Expended			0.00%	0.00%	0.00%	0.00%	0.00%	0.00%	0.00%	0.00%	0.00%	0.00%	0.00%	0.00%

*Does not have to meet a special population compliance requirement, but expected to maintain program.

**We have chosen to maintain the program with a \$5,000 budget.

**Sam Houston State University Charter School
Federal Program Fiscal Status**

October 31, 2020 - Fiscal Year is 17% Complete

Federal Risk Rating for Noncompliance - MEDIUM

Fund and Grant	Object Code	Budget	Expenses Before FY21	Total Percent Expended Before FY21	Balance Remaining for FY21	FY21 YTD Expenses	Total Percent Expended	Balance Remaining	FY19 Indirect Cost Rate	Grant Award Period	Notes
Fund 224: 2019-2020 IDEA-B Formula	6100	\$ 10,500.00	\$ 1,297.86	12.36%	\$ 9,202.14		12.36%	\$ 9,202.14	3.939%	08/20/19 - 09/30/21	Commitments: \$1621.80
	6200	\$ 23,402.55	\$ 28,421.71	121.45%	\$ (5,019.16)	\$ 1,348.00	127.21%	\$ (6,367.16)			
	6300	\$ -	\$ -	-	\$ -	\$ -	-	\$ -			
	6400	\$ -	\$ -	-	\$ -	\$ -	-	\$ -			
	Indirect Costs	\$ 1,335.45	\$ 1,225.85	91.79%	\$ 109.60	\$ 53.10	95.77%	\$ 56.50			
TOTAL	\$ 35,238.00	\$ 30,945.42	87.82%	\$ 4,292.58	\$ 1,401.10	91.79%	\$ 2,891.48				
Fund 225: 2019-2020 IDEA-B Pre-K	6100	\$ -	\$ -	-	\$ -	\$ -	-	\$ -	3.939%	08/20/19 - 09/30/20	Grant fully expended.
	6200	\$ 528.44	\$ 529.46	100.19%	\$ (1.02)		100.19%	\$ (1.02)			
	6300	\$ -	\$ -	-	\$ -	\$ -	-	\$ -			
	6400	\$ -	\$ -	-	\$ -	\$ -	-	\$ -			
	Indirect Costs	\$ 20.56	\$ 19.54	95.04%	\$ 1.02		95.04%	\$ 1.02			
TOTAL	\$ 549.00	\$ 549.00	100.00%	\$ 0.00	\$ -	100.00%	\$ 0.00				
Fund 255: 2019-2020 Title II, Part A	6100	\$ 1,301.00	\$ -	-	\$ 1,301.00	\$ -	-	\$ 1,301.00	3.939%	08/20/19 - 09/30/21	Commitments: \$675.00
	6200	\$ 3,354.00	\$ 2,770.00	82.59%	\$ 584.00		82.59%	\$ 584.00			
	6300	\$ -	\$ -	-	\$ -	\$ -	-	\$ -			
	6400	\$ -	\$ -	-	\$ -	\$ -	-	\$ -			
	Indirect Costs	\$ 183.00	\$ 109.12	59.63%	\$ 73.88		59.63%	\$ 73.88			
TOTAL	\$ 4,838.00	\$ 2,879.12	59.51%	\$ 1,958.88	\$ -	59.51%	\$ 1,958.88				
2019-2021 Safety and Security Grant	6100	\$ -	\$ -	-	\$ -	\$ -	-	\$ -	0.000%	01/20/19 - 05/31/2021	Commitments: \$0
	6200	\$ -	\$ -	-	\$ -	\$ -	-	\$ -			
	6300	\$ 25,000.00	\$ 10,991.93	-	\$ 14,008.07	\$ -	43.97%	\$ 14,008.07			
	6400	\$ -	\$ -	-	\$ -	\$ -	-	\$ -			
	Indirect Costs	\$ -	\$ -	-	\$ -	\$ -	-	\$ -			
TOTAL	\$ 25,000.00	\$ 10,991.93	43.97%	\$ 14,008.07	\$ -	43.97%	\$ 14,008.07				
Fund 224: 2020-2021 IDEA-B Formula	6100	\$ 1,400.00	\$ -	0.00%	\$ -	\$ -	0.00%	\$ 1,400.00	3.897%	08/22/20- 09/30/21	Commitments: \$0
	6200	\$ 40,249.00	\$ -	0.00%	\$ -	\$ -	0.00%	\$ 40,249.00			
	6300	\$ -	\$ -	-	\$ -	\$ -	-	\$ -			
	6400	\$ -	\$ -	-	\$ -	\$ -	-	\$ -			
	Indirect Costs	\$ 1,623.00	\$ -	0.00%	\$ 1,623.00	\$ -	0.00%	\$ 1,623.00			
TOTAL	\$ 43,272.00	\$ -	0.00%	\$ 1,623.00	\$ -	0.00%	\$ 43,272.00				
Fund 225: 2020-2021 IDEA-B Pre-K	6100	\$ -	\$ -	-	\$ -	\$ -	-	\$ -	3.897%	08/22/20 - 09/30/20	Commitments: \$0
	6200	\$ 532.00	\$ -	0.00%	\$ 532.00	\$ -	0.00%	\$ 532.00			
	6300	\$ -	\$ -	-	\$ -	\$ -	-	\$ -			
	6400	\$ -	\$ -	-	\$ -	\$ -	-	\$ -			
	Indirect Costs	\$ 21.00	\$ -	0.00%	\$ 21.00	\$ -	0.00%	\$ 21.00			
TOTAL	\$ 553.00	\$ -	0.00%	\$ 553.00	\$ -	0.00%	\$ 553.00				
Fund 255: 2020-2021 Title II, Part A	6100	\$ -	\$ -	-	\$ -	\$ -	-	\$ -	3.897%	08/22/20 - 09/30/21	Commitments: \$4500.00
	6200	\$ 6,148.00	\$ -	0.00%	\$ 6,148.00	\$ 500.00	8.13%	\$ 5,648.00			
	6300	\$ -	\$ -	-	\$ -	\$ -	-	\$ -			
	6400	\$ -	\$ -	-	\$ -	\$ -	-	\$ -			
	Indirect Costs	\$ 238.00	\$ -	0.00%	\$ 238.00	\$ 19.48	8.18%	\$ 218.52			
TOTAL	\$ 6,386.00	\$ -	0.00%	\$ 6,386.00	\$ 519.48	8.13%	\$ 5,866.52				Available balance 1,366.52
Fund 410: Instructional Materials Allotment for 2019-2020 & 2020-2021 Biennium	6300	\$ 63,310.67	\$ 23,064.25	36.43%	\$ 40,246.42	\$ 8,844.20	50.40%	\$ 31,402.22	N/A	School Years 2019-2020 and 2020-2021	This is not a federal grant.
	TOTAL	\$ 63,310.67	\$ 23,064.25	36.43%	\$ 40,246.42	\$ 8,844.20	50.40%	\$ 31,402.22			